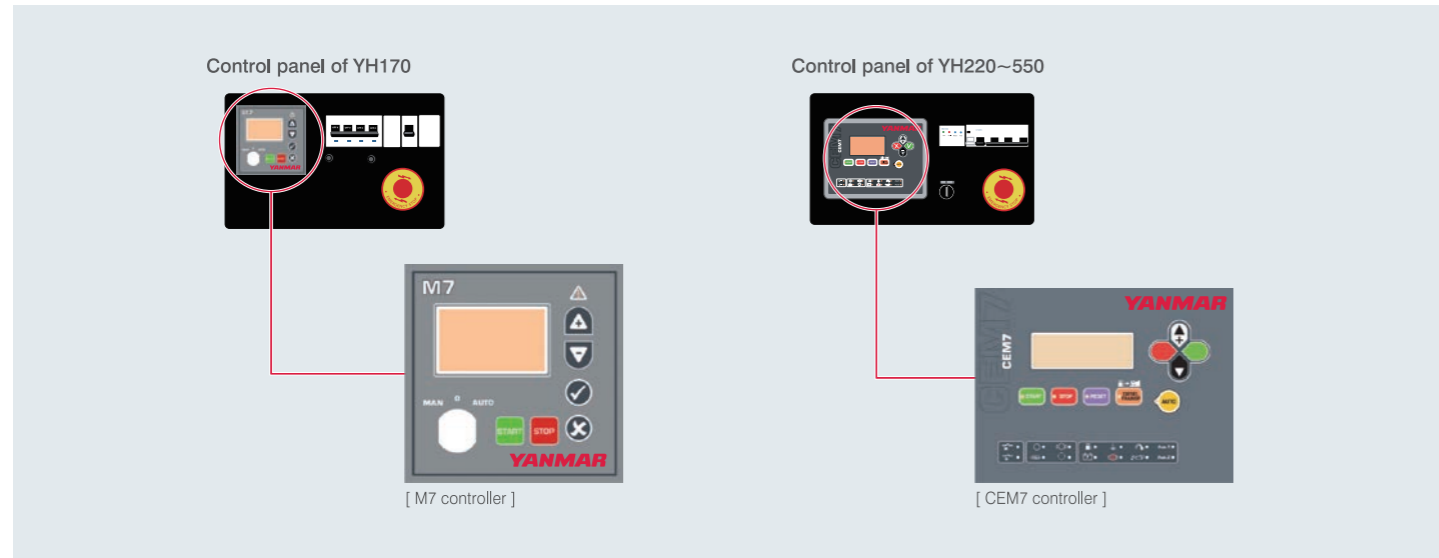


YH Series Control panel scope of supply




YANMAR

WATER COOLED DIESEL GENERATORS

YH Series

4-Pole, Three-phase Open / Silent type
Generator Output 13.4~54.7kVA



DIMENSIONS

Unit=mm

	Open type					Silent type					
Construction											
3-phase	YH170DTLA	YH220DTLA	YH280DTLA	YH440DTLA	YH550DTLA		YH170DTLS	YH220DTLS	YH280DTLS	YH440DTLS	YH550DTLS
1-phase						YH110DSLS	YH170DSLS	YH220DSLS	YH280DSLS	YH440DSLS	YH550DSLS
L	1230	1460		1653		1475				2100	
W	550	604		810		750				975	
H	1102	1148	1132	1234	1189	1014				1245	

OPTIONAL PARTS

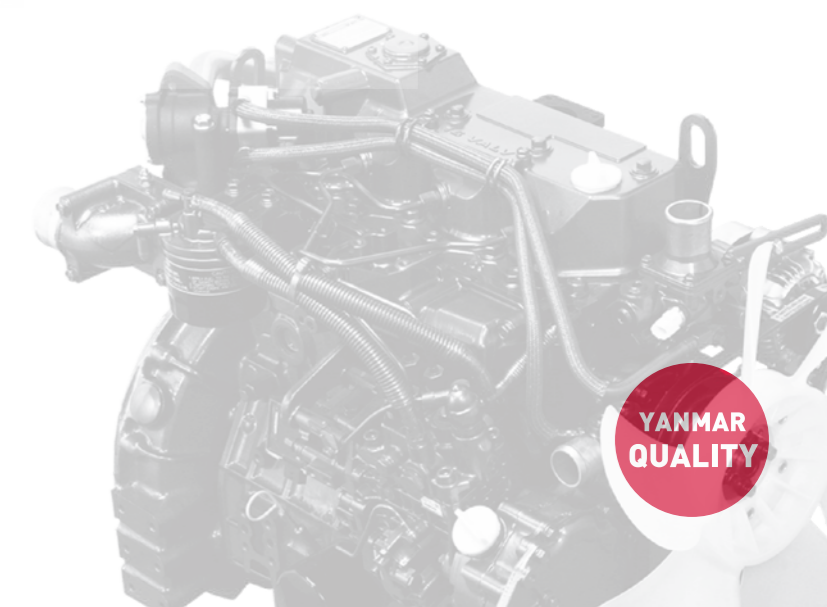
Option		Open type	Silent type
Automatic Start / Stop and mains failure system(ATS & AMF)		<input type="checkbox"/>	<input type="checkbox"/>
Excitation boost system for alternator (EBS)		<input type="checkbox"/>	<input type="checkbox"/>
Anti-Condensation heater of alternator		<input type="checkbox"/>	<input type="checkbox"/>
High capacity base fuel tank upgrade	YH110 - YH170	100 L	<input type="checkbox"/>
		190 L	<input type="checkbox"/>
		330 L	<input type="checkbox"/>
	YH220 - YH550	600 L	<input type="checkbox"/>
		750 L	<input type="checkbox"/>
	1000 L	<input type="checkbox"/>	<input type="checkbox"/>
Water jacket pre-heater		<input type="checkbox"/>	<input type="checkbox"/>
Battery charger from main supply		<input type="checkbox"/>	<input type="checkbox"/>
Battery switch (Disconnection switch)		<input type="checkbox"/>	<input type="checkbox"/>
MOD BUS-communication connector	RS485	<input type="checkbox"/>	<input type="checkbox"/>
MODEM-communication connector	RS232	<input type="checkbox"/>	<input type="checkbox"/>



YANMAR ENERGY SYSTEM CO., LTD.


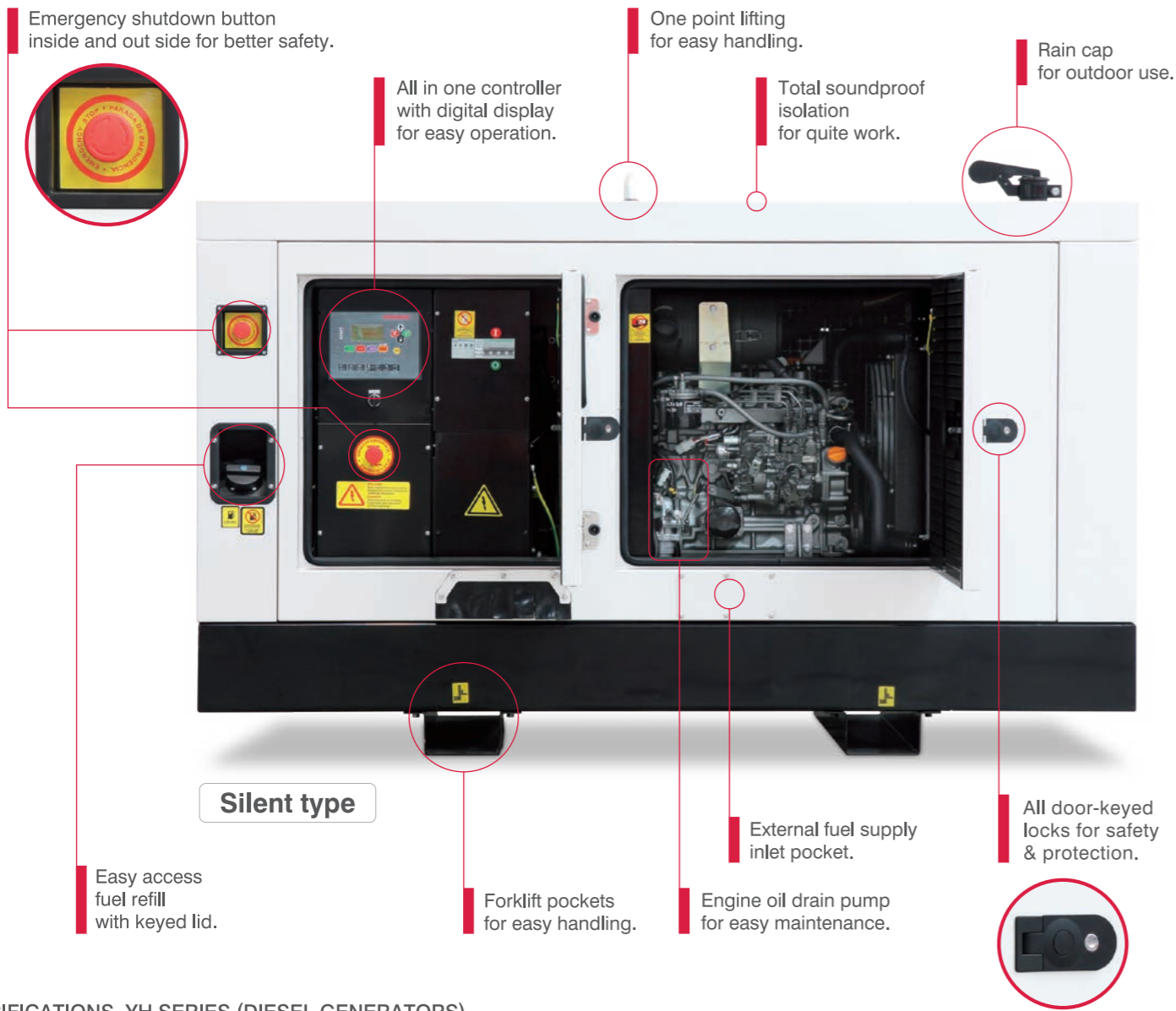
Umeda Gate Tower, 1-9, Tsurunocho, Kita-ku, Osaka 530-0014, Japan
Telephone : 06-7636-2213
Facsimile : 06-7636-1072
<https://www.yanmar.com/global/>

Distributed by



One machine is all you need

Introducing the new generation-YANMAR diesel power generators Fuel Thrifty, Durability, Easy Maintenance and User Friendliness improved than ever for all your power needs.



SPECIFICATIONS YH SERIES (DIESEL GENERATORS) [3-phase]

Open type		YH170DTLA		YH220DTLA		YH280DTLA		YH440DTLA		YH550DTLA		
Silent type		YH170DTLS		YH220DTLS		YH280DTLS		YH440DTLS		YH550DTLS		
Frequency	Hz	50	60	50	60	50	60	50	60	50	60	
Voltage(3-phase)	V	380,400,415	380/220	380,400,415	380/220	380,400,415	380/220	380,400,415	380/220	380,400,415	380/220	
Output	Stand-by power rating	kVA	13.4	16.0/16.5	18.5	21.3/23.1	22.0	26.6/28.4	36.9	43.5/44.4	45.0	47.8/54.7
	Prime power rating	kVA	10.7	12.8/13.2	14.8	17.0/18.5	17.6	21.3/22.7	29.5	34.8/35.5	36.0	38.2/43.8
		kW	12.5	14.9/15.1	17.1	19.8/20.9	20.2	24.7/25.8	33.4	39.6/39.9	41.3	45.0/49.7
	power rating	kW	10.0	11.9/12.1	13.7	15.8/16.7	16.2	19.8/20.6	26.7	31.7/31.9	33.0	36.0/39.8
Revolutions	min ⁻¹	1500	1800	1500	1800	1500	1800	1500	1800	1500	1800	
Engine model		3TNV88-GGEH		4TNV88-GGEH		4TNV84T-GGEH		4TNV98-GGEH		4TNV98T-GGEH		
Fuel consumption(75% load) *1	L/hr	2.72	3.3	3.55	4.37	4.18	5.3	6.25	7.5	7.2	9.0	
Noise level (Silent Type) *2	100% load, 1m	dB(A)		73	74	72	74	73	74	73	77	
	100% load, 7m	dB(A)		64	65	63	64	64	64	66	67	
	75% load 4m LWA	dB		86	-	87	-	88	-	88	-	
Dry mass *3	Open type	kg		362	462	461	545	626	970	970		
	Silent type	kg		540	790	825	940	970	970			

*1) There is a possibility of the maximum+5% for the fuel consumption. *2) There is a possibility of the maximum+3dB (A) for the noise level. *3) There is a possibility of the maximum+5% for the dry mass.

[1-phase]

Silent type		YH110DSLS		YH170DSLS		YH220DSLS		YH280DSLS		YH440DSLS		YH550DSLS		
Frequency	Hz	50	60	50	60	50	60	50	60	50	60	50	60	
Voltage(1-phase)	V	240	-	220,230,240	220,240	220,230,240	220,240	220,230,240	220,240	220,230,240	220,240	-	220,240	
Output	Stand-by power rating	kVA	6.6	-	10.7	12.1	15.1	17.0	17.7	21.4	32.2	34.2	-	42.0
		kW	6.6	-	10.7	12.1	15.1	17.0	17.7	21.4	32.2	34.2	-	42.0
	Prime power rating	kVA	6.1	-	10.1	11.3	14.1	15.8	16.4	19.8	30.1	31.2	-	39.0
		kW	6.1	-	10.1	11.3	14.1	15.8	16.4	19.8	30.1	31.2	-	39.0
Revolutions	min ⁻¹	1500	-	1500	1800	1500	1800	1500	1800	1500	1800	-	1800	
Engine model		3TNV76-GGEH		3TNV88-GGEH		4TNV88-GGEH		4TNV84T-GGEH		4TNV98-GGEH		4TNV98T-GGEH		
Fuel consumption(75% load) *1	lit./hr	1.8	-	2.5	3.3	3.3	4.4	3.8	5.1	5.7	7.4	-	9.1	
Noise level (Silent Type) *2	100% load, 1m	dB(A)		-	-	73	74	72	74	73	74	73	77	
	100% load, 7m	dB(A)		61	-	64	65	63	64	64	64	66	67	
	75% load 4m LWA	dB		-	-	86	-	87	-	88	-	88	-	
Dry mass *3	kg	591	-	560	530	840	785	850	795	945	925	-	950	

*1) There is a possibility of the maximum+5% for the fuel consumption. *2) There is a possibility of the maximum+3dB (A) for the noise level. *3) There is a possibility of the maximum+5% for the dry mass.