





NAVY SERIES ELECTRIC OUTBOARD

-  Virtually Silent
-  Minimum Maintenance
-  No Exhaust
-  No Greasy Dirt



Navy 3.0 Evo / 3 kW

Navy 6.0 Evo / 6 kW

Direct-Drive

Navy series is the only direct-drive electric outboard at this power range. They're made of fewer moving parts, no gearbox required. This means less vibration, noise free and high reliability.



Hydrogeneration

Sailors will love this new feature. Only ePropulsion supplies electric outboard motors that have hydrogeneration functionality in the market.



Specs

	Navy 3.0 Evo	Navy 6.0 Evo
Power	3 kW	6 kW
Operation Voltage	48V (Input Range 39V - 60V)	
Max Current Draw	62.5A	125A
Outboard Weight*	24.3 kg / 53.6 lbs (Control weight excluded)	29 kg / 64.0 lbs (Control weight excluded)
Shaft Length	S: 63.4 cm / 25 inches, L: 75.9 cm / 29.9 inches	
Static Thrust	590 N / 132.6 lbs	1243 N / 279.4 lbs (13.4" x 8.5" composite propeller)
Propeller RPM	2300 rpm	1500 rpm
Propeller	10.2" x 6.7" 2-blade composite propeller	11.3" x 8.5" plastic propeller 10.6" x 12.6" metal propeller (optional)
Trim / Tilt Angle	0°, 5°, 10°, 15° / 60°	0°, 5°, 10°, 15°, 20°, 35°, 50° / 65°, 80°

*The outboard motor weight is measured with the short shaft version, control excluded.

* The hydrogeneration data is based on real tests with the anticavitation plate installed. Navy 6.0 Evo is tested with a 13.4" x 8.5" three-blade composite propeller.

NAVY SERIES ELECTRIC OUTBOARD

48V E-Series Lithium Battery

Original ePropulsion lithium battery made for Navy outboards.



E60 3072 Wh

- Maximum Safety**
 The intelligent battery management system (BMS) is applied to provide maximum safety for the users.

- High Energy Density**
 3 times higher energy density and 70% less weight than lead-acid batteries.*



E163 8345 Wh

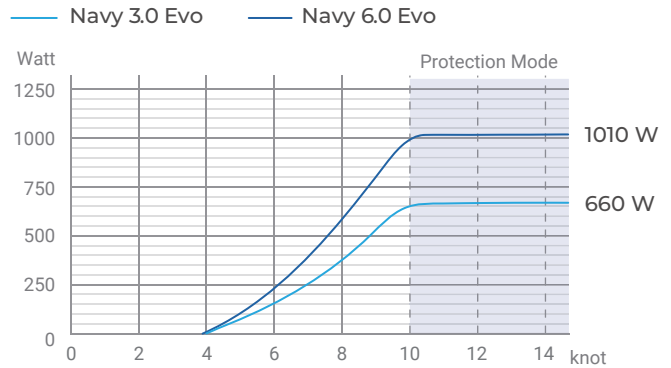
- Real-Time Battery Monitoring**
 The display presents SOC/voltage/current/alarm information, allowing users to access the battery's operating status easily.

- Easy to Install**
 Connectors can be installed with only ONE hand. No additional tool is required.

*Under equal capacity.

Hydrogeneration Output

Navy Evo feature hydrogeneration and empower sailors to use renewable energy.



*The hydrogeneration data is based on real tests with the anti-ventilation plate installed.
 *Navy 6.0 Evo is tested with the 13.4" x 8.5" three-blade aluminum propeller.

Four Evo Controls

You could always find a control that best fits your boat.



Evo Tiller



Evo Top Mount Control



Evo Side Mount Control



Evo Dual Control

Performance Sheet

Navy 3.0 Evo				Navy 6.0 Evo			
Power (W)	Speed (km/h / kph)	Runtime (hh:mm)	Range (mile / km)	Power (W)	Speed (km/h / kph)	Runtime (hh:mm)	Range (mile / km)
300	6/3.7	13:20	79.3/49.3	500	6.5/4	18:00	116/72
550	7.5/4.7	7:25	56.3/35	1000	8/5	9:00	72/45
1000	8.6/5.3	4:00	34.1/21.2	2000	10.8/6.7	4:30	48.6/30.2
1500	9.7/6	2:40	25.7/16	3000	13/8	3:00	39/24
2000	10.2/6.3	2:00	20.4/12.6	4000	18.5/11.5	2:15	41.7/25.9
2500	12.8/8	1:35	20.5/12.7	5000	21.8/13.5	1:50	39.8/24.7
3000	16.4/10.2	1:20	21.9/13.6	6000	24.3/15	1:30	36.5/22.5

*The performance data is based on a 12-foot aluminum boat with one person and one Navy 3.0 Evo with E60 battery or one Navy 6.0 Evo with E163 battery in calm lake water. The actual speed, range and running time may vary because of different boats, load, weather, etc.